



The Education Unit

The Institution at a Glance (All Programs)

Education Student Enrollment

Total student enrollment	2,866
Total number of students in Regular Teacher Prep Programs	1,240
Total number of students in Alternative Teacher Prep Programs	48
Total number of students in Education Graduate Programs	789
Total number of students in Service Programs	176
Total number of students in Leadership Programs	231
Total number of students in Advanced Programs	382

Classification	Master's		
Type	Public		
Unit Approval	NCATE Unit Approved		
Location	Rural		
Total Student Enrollment	<i>Undergraduate</i>	<i>Graduate</i>	
	1,264	1,536	
Total Faculty	<i>Full Time</i>	<i>Part Time</i>	<i>Adjunct</i>
	680	101	2

Education Faculty Employment

Total number of Professional Education faculty	103
Total number of full-time Professional Education faculty	78
Total number of part-time Professional Education faculty	25
Total number of adjunct Professional Education faculty	N/A
Faculty with terminal degrees in their areas of assignment	76
Faculty without terminal degrees in their areas of assignment	27

Student Teaching

Total number of weeks required for student teaching	15
Maximum semester hrs. of student teaching that student teachers spend teaching in P-12 classrooms	9
Total number of students in regular & alternative programs in supervised student teaching	246
Total number of students in service programs who received supervision in internship programs	56
Total number of students in leadership programs who received supervision in internship programs	61
Total number of full-time supervising faculty	61
Total number of part-time supervising faculty	33
Total number of adjunct supervising faculty	13

student faculty ratio
7 : 1

Types of Teacher Preparation Programs Offered

- Art
- Behavior Disorders (BD) *
- Biology
- Broad Field Science *
- Broad Field Social Science *
- Business
- Coord. Vocational Academic Ed
- Director of Media Centers
- Director of Pupil Personnel
- Director of Special Education
- Director of Vocational Education
- Diversified Cooperative Training (DCT)
- Early Childhood Education (ECE)
- Educational Leadership
- English
- English to Speakers of Other Langs.

- Family and Consumer Science
- French
- German
- Gifted In-Field
- Health and Physical Education
- Instructional Supervision
- Interrelated Special Education
- Learning Disabilities
- Mathematics
- Media Specialist
- Mental Retardation
- Middle Grades
- Music
- Reading
- Related Vocational Instruction (RVI)
- School Counselor

- School Psychology
- Spanish
- Speech Language Pathology
- Teacher Support Specialist (TSS)
- Teaching and Learning
- Technology Education
- Trade and Industrial Education *

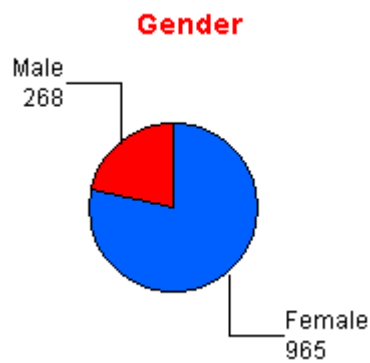
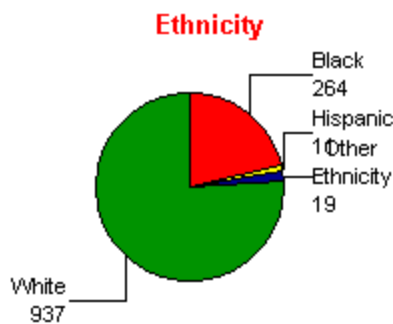
*Refer to the glossary for definitions/explanations of unfamiliar terms and phrases used throughout this report



Regular Education Preparation Programs

Student Enrollment

Total student enrollment	1,240
Total number of students from GA	1,178
Total number of students not from GA	53
Percent of full-time students	92 %
Percent of part-time students	8 %
Average age of students	23



Admission Policy

Passing Praxis I
 Other..... n/a

Academic Profile of Program Completers

Average SAT I scores	986
Average ACT scores	N/A
Average GPA	3.2
Most frequently selected major for females	Early Childhood Education (ECE)
Most frequently selected major for males	Health and Physical Education

Exit Requirements

Portfolio Review/Evaluation
 Passing Praxis II
 Exit Interview
 Other..... required by some programs

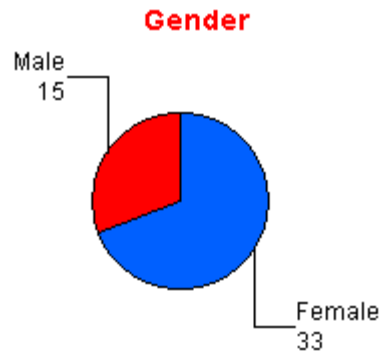
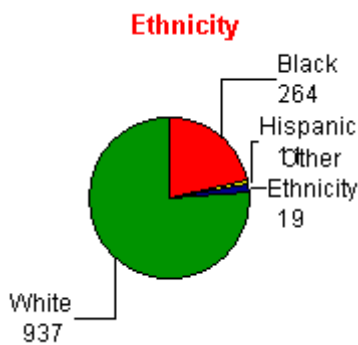
**Refer to the glossary for definitions/explanations of unfamiliar terms and phrases used throughout this report*



Alternative Education Preparation Programs

Student Enrollment

Total student enrollment	48
Total number of students from GA	45
Total number of students not from GA	10
Percent of full-time students	45 %
Percent of part-time students	78 %
Average age of students	32



Admission Policy

Passing Praxis I

Academic Profile of Program Completers

Average SAT I scores	1023
Average ACT scores	Not Reported
Average GPA	3.5
Most frequently selected major for females	Middle Grades
Most frequently selected major for males	Broad Field Science

Exit Requirements

Portfolio Review/Evaluation
Passing Praxis II

**Refer to the glossary for definitions/explanations of unfamiliar terms and phrases used throughout this report*



Graduate Education Preparation Programs

Student Enrollment

Total student enrollment 789
Average age of students 35

Entrance requirements

Minimum GRE..... 900
Minimum GPA..... 2.5

Academic Profile of Program Completers

Most frequently selected major for males Educational Leadership
Most frequently selected major for males School Counselor

Exit Requirements

Portfolio Review/Evaluation
Passing Praxis II
Exit Interview

**Refer to the glossary for definitions/explanations of unfamiliar terms and phrases used throughout this report*



Program Information

Current Accreditation/Approval Status

NCATE Unit Approved

Collaborative Educational Efforts

Activities that the education units have with surrounding school systems

- 1. Program Type -** Beginning Teacher Programs
Program Title/Activity - national network for educational renewal
Brief description of the purpose, nature, and status of the project:
GEORGIA SOUTHERN UNIVERSITY WAS ACCEPTED TO SEND TRIPARTITE DELEGATION TO PARTICIPATE IN THE NNER LEADERSHIP INSTITUTE FOR EDUCATIONAL RENEWAL DURING THE 2000-01 ACADEMIC YEAR. **CONTACT INSTITUTION FOR FURTHER DETAILS.
- 2. Program Type -** Induction Programs
Program Title/Activity - partner schools induction model
Brief description of the purpose, nature, and status of the project:
THE INDUCTION MODEL IS FOR BEGINNING TEACHERS TO BRIDGE THE GAP FROM UNIVERSITY PREPARATION TO THE P-12 CLASSROOM. **CONTACT INSTITUTION FOR FURTHER DETAILS.
- 3. Program Type -** Professional Development
Program Title/Activity - partner schools (14)
Brief description of the purpose, nature, and status of the project:
FOURTEEN PARTNER SCHOOLS ARE ACTIVELY ENGAGED FOR THE SHARED PURPOSE OF COLLABORATION TO IMPROVE LEARNING FOR ALL. **CONTACT INSTITUTION FOR FURTHER DETAILS.
- 4. Program Type -** Research
Program Title/Activity - demonstration teacher program
Brief description of the purpose, nature, and status of the project:
THE DEMONSTRATION TEACHER PROGRAM SUPPORTS THE APPROXIMATELY 1,000 HOURS OF FIELD WORK IN SCHOOLS THAT IS REQUIRED OF EVERY TEACHER CANDIDATE. **CONTACT INSTITUTION FOR FURTHER DETAILS.
- 5. Program Type -** Beginning Teacher Programs
Program Title/Activity - standards-based teacher education programs (step)
Brief description of the purpose, nature, and status of the project:
STEP IS A NATIONAL PROJECT THAT IS GUIDED BY THE COUNCIL FOR BASIC EDUCATION AND THE AMERICAN ASSOCIATION OF COLLEGES FOR TEACHER EDUCATION. **CONTACT INSTITUTION FOR FURTHER DETAILS.

**Refer to the glossary for definitions/explanations of unfamiliar terms and phrases used throughout this report*



Praxis Pass-Rate Data

Praxis I - Academic Skills Assessment Area

Test Code	Test Name	# of Test Testers		# of Test Passers		Pass Rate	
		Reg.	Alt.	Reg.	Alt.	Reg.	Alt.
710	PPST Reading	114	6	114	6	100%	100%
711	CBT Reading	45	10	45	10	100%	100%
720	PPST Writing	114	6	114	6	100%	100%
721	CBT Writing	48	9	48	9	100%	100%
730	PPST Mathematics	115	6	115	6	100%	100%
731	CBT Mathematics	56	9	56	9	100%	100%
888	PPST Composite	8	2	4	1	50%	50%
999	CBT Composite	2	1	1	0	50%	0%
Grand Total		502	49	497	47	99 %	96 %

Praxis II- Academic Content Areas

Test Code	Test Name	# of Test Testers		# of Test Passers		Pass Rate	
		Reg.	Alt.	Reg.	Alt.	Reg.	Alt.
111	Music: Concepts and Processes	9	N/A	8	N/A	89%	N/A
113	Music: Content Knowledge	9	N/A	7	N/A	78%	N/A
12	Elementary Education: Content Area Exercises	86	2	86	2	100%	100%
131	Art Making	5	2	5	2	100%	100%
146	Middle School: Content Knowledge	8	8	8	8	100%	100%
16	Elementary Education: Curriculum, Instruction, and	86	2	86	2	100%	100%
171	French: Productive Language Skills	N/A	N/A	N/A	N/A	N/A	N/A
173	French: Content Knowledge	N/A	N/A	N/A	N/A	N/A	N/A
191	Spanish: Content Knowledge	4	1	2	1	50%	100%
192	Spanish: Productive Language Skills	4	1	2	1	50%	100%
233	Biology: Content Essays	N/A	N/A	N/A	N/A	N/A	N/A
235	Biology: Content Knowledge	N/A	N/A	N/A	N/A	N/A	N/A
242	Chemistry: Content Essays	N/A	N/A	N/A	N/A	N/A	N/A
245	Chemistry: Content Knowledge	N/A	N/A	N/A	N/A	N/A	N/A
41	English Language, Literature, and Composition: Con	7	2	7	2	100%	100%
42	English Language, Literature, and Composition: Ess	7	2	7	2	100%	100%
433	General Science: Content Essays	6	4	6	4	100%	100%
435	General Science: Content Knowledge	6	4	6	4	100%	100%
439	Middle School Science	N/A	N/A	N/A	N/A	N/A	N/A
49	Middle School English Language Arts	N/A	N/A	N/A	N/A	N/A	N/A
523	Principles of Learning and Teaching: Grades 5-9	8	8	8	8	100%	100%
600	Latin	N/A	N/A	N/A	N/A	N/A	N/A
61	Mathematics: Content Knowledge	8	N/A	7	N/A	88%	N/A
63	Mathematics: Proofs, Models, and Problems, Part 1	8	N/A	7	N/A	88%	N/A

*Refer to the glossary for definitions/explanations of unfamiliar terms and phrases used throughout this report



69	Middle School Mathematics	N/A	N/A	N/A	N/A	N/A	N/A
81	Social Studies: Content Knowledge	17	1	15	1	88%	100%
83	Social Studies: Interpretation of Materials	18	1	15	0	83%	0%
856	Health and Physical Education	N/A	N/A	N/A	N/A	N/A	N/A
89	Middle School Social Studies	N/A	N/A	N/A	N/A	N/A	N/A
92	Physical Education; Movement Forms - Analysis and	11	1	11	1	100%	100%
Grand Total		322	42	307	41	95 %	98 %

Praxis II- Other Content Areas

Test Code	Test Name	# of Test Testers		# of Test Passers		Pass Rate	
		Reg.	Alt.	Reg.	Alt.	Reg.	Alt.
100	Business Education	3	1	2	1	67%	100%
120	Home Economics	1	N/A	1	N/A	100%	N/A
310	Library Media Specialist	N/A	N/A	N/A	N/A	N/A	N/A
400	School Psychologist	N/A	N/A	N/A	N/A	N/A	N/A
420	School Guidance and Counseling	N/A	N/A	N/A	N/A	N/A	N/A
50	Technology Education	4	9	4	8	100%	89%
Grand Total		8	10	7	9	88 %	90 %

Praxis II- Special Education Areas

Test Code	Test Name	# of Test Testers		# of Test Passers		Pass Rate	
		Reg.	Alt.	Reg.	Alt.	Reg.	Alt.
271	Education of the Deaf and Hard of Hearing Studen	N/A	N/A	N/A	N/A	N/A	N/A
321	Special Education: Teaching Students with Mental R	N/A	N/A	N/A	N/A	N/A	N/A
330	Speech and Language Pathology	N/A	N/A	N/A	N/A	N/A	N/A
351	Special Education: Knowledge Based Core Principl	31	N/A	31	N/A	100%	N/A
352	Special Education: Application of Core Principles	31	N/A	31	N/A	100%	N/A
371	Special Education: Teaching Students with Behavior	N/A	N/A	N/A	N/A	N/A	N/A
381	Special Education: Teaching Students with Learnin	N/A	N/A	N/A	N/A	N/A	N/A
Grand Total		31	N/A	31	N/A	100 %	N/A

Praxis I & II Performance At-A-Glance

	# of Test Testers		# of Test Passers		Pass Rate	
	Reg.	Alt.	Reg.	Alt.	Reg.	Alt.
Grand Total	894	103	873	99	98 %	96 %

*Refer to the glossary for definitions/explanations of unfamiliar terms and phrases used throughout this report